

Highly Dangerous – Module on Drought and Forest Fires

Worksheets



Yaps
Raising
young people's
awareness on
preparedness and
self protection



The European
Commission provides
funding for the project.

Project Partners



Federal Office
of Civil Protection and
Disaster Assistance



AUSTRIAN RED CROSS



UNIVERSITATEA
BABEȘ-BOLYAI

Max, Flocke and the trip to the forest

The summer holidays are finally here! Max is on holiday with his family, in the mountains in Austria. Flocke is, of course, with them. It's very hot. For weeks there hasn't been any drop of rain. The warm breeze itself is hardly refreshing. To cool off a bit, Max and Flocke go with the family on a trip to the lake in the forest nearby. Max can't wait to play in the water with Flocke. On their way there, they

see a stranger. He parked his car in the middle of the forest, in a dry meadow. This is not even allowed. Just as Max and Flocke pass by him, he carelessly throws a glass bottle on the ground. The bottle hits a sharp stone and shatters into a multitude of shards. "This is dangerous. This is how a forest fire can quickly break out", mumbles Max's father angrily.



Fire hazard - what to do?

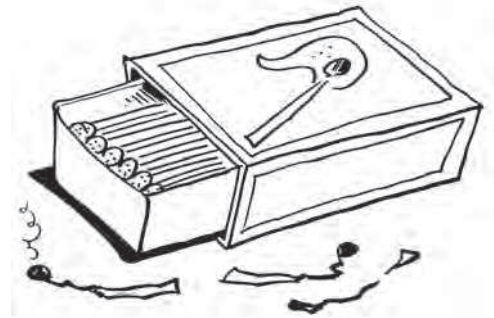
Did you read the story carefully? How should Max and his family react to the man's gesture? Should they simply keep walking? Or should they approach him regarding his inappropriate and dangerous behaviour?

Write down how the story could go on. Then read the continuation of the story in the classroom. Talk together about how Max and his family should behave.



Burn holes - can you fill in the blanks?

Our text has suffered some burns, and now a few words are missing from it. Can you put the following terms in the right place? This way, Max will be able to learn more about forest fires. Careful! You can use each word once. Then exchange texts with your desk mate. Check if all terms were used correctly.



Use the following words:


lightning, cars, wind, people, arson, rained, dry, magnifying glass, herbs, summer, campfires, drought

Typically, forest fires break out during spring or _____, when it has not _____ for a long time. If no rain falls from the sky over several weeks and plants get dry, experts talk about _____. If it is also very hot, trees, shrubs and _____ can quickly catch on fire. _____ can kindle the fire, which can spread very quickly.

Sometimes, the forces of nature themselves trigger forest fires. If, for example, a dry tree is struck by _____, it can catch on fire. If the fire spreads to other trees as well, the entire forest can be overtaken by flames.

Most of the time, however, _____ are the ones that cause forest fires. Lit cigarette butts, which are recklessly thrown on the ground, can ignite leaves or _____ tree branches. Also, the shards of glass containers being thrown on the ground can cause a fire. That's because they act as a _____ or a lens. They capture and intensify sunlight, thus creating intense heat. Even parked _____ can cause a fire, because the hot gases they produce can make the dry grass burst into flames.

Most often though, forest fires break out from _____. When people set out a fire intentionally, that is called _____.





Hot as fire - where are the fire sources?

Particularly on very warm days, many people go to the forest to cool off in the shade of trees. Unfortunately, some of them are not careful enough. Through their reckless behaviour, they may cause a forest fire to break out.

Can you identify in the image the situations in which people behave inappropriately and could cause a fire to break out? Mark the potential sources of fire in the image with a red pen. Then compare your results in class. Who found all sources of fire?





Enter in the left column of the table all sources of fire which you have identified together. Discuss then in class how we should behave properly in order to prevent a fire. Write your answers in the righthand column.



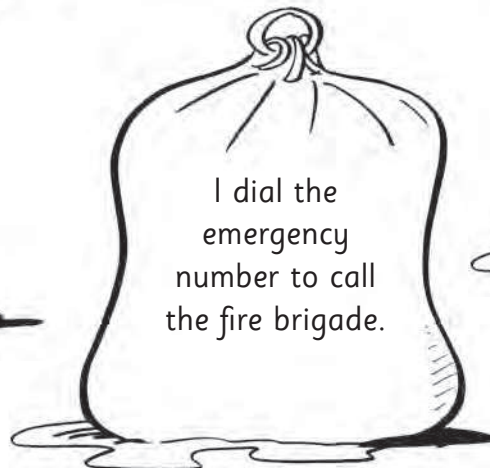
Potential sources of fire	Appropriate behaviour in order to prevent a fire






How should we behave in case of a forest fire

What can you do, so as not to put yourself or others in danger in case of a forest fire? To find out, read the following statements. Colour those you think are correct in green. Colour those you think are wrong in red. What more you can think of? Write your ideas in an empty firefighting water tank. Then compare your results in class.





How would you behave in the case of a forest fire? Discuss this in class. Explain your decision.



Flocke nows ...

In many forests there are informational and warning panels. They provide us with information relating forest fires, as well as advice on how we should behave appropriately in the woods. If there's a risk for forest fires, they display information about the current level of alert. Read the information on these boards the next time you walk through the forest.

Flocke's safety memory - Part 7

This is part of your safety memory. There are more cards in other worksheets. You can play this memory game with your friends, siblings or even alone.

You might even play it with your parents one day and see how well they do.

*Flocke wishes you
loads of fun.*



This is how it works.

1. Print out the cards on thick paper or glue them on cardboard.
2. Cut out the cards.
3. Lay them on the table face down.
4. Find those cards where image and text match together.
5. Whoever finds the most matching cards wins the game.





When the forest is burning, I flee as fast as I can to reach safely.



If there's a fire in the forest, I call the fire department.



I am not allowed to set an open fire or to lit torches or candles in the forest. The fire may spread and could cover the entire forest.



After the picnic, I take home the garbage. Glass and shards act as a magnifying glass and can cause a fire to break out.



I can only use the grill in areas designed for that.



Cars must be parked on the parking lots next to the tree line of the forest. Exhaust gases can cause the grass to catch on fire.