

Completely Soaked – Module on the Topic of Floods and Landslides

Worksheets

YAPS



Yaps
Raising
young people's
awareness on
preparedness and
self protection



The European
Commission provides
funding for the project.

Project Partners



Federal Office
of Civil Protection and
Disaster Assistance



AUSTRIAN RED CROSS



UNIVERSITATEA
BABEȘ-BOLYAI


Max is worried

It is an evening like any other. Max gets comfortable, next to his parents and Flocke, in front of the TV. After his favourite show, his parents want to watch the news. Right on the first news report, a landslide in the Alps is mentioned. Many houses have been destroyed. Max does not feel like watching the news and just as he is about to leave the room his father shouts: “That’s where Ben and his parents live.” Andrei is nervous and is worried about his friend. Let’s hope he’s okay, he thinks to himself. “Call Ben”, his mom advises. Max immediately grabs the phone and dials Ben’s number.

“Hello Ben” says Max. “I’ve just seen images of the landslide in your area on TV. Is everything alright?” Max asks his friend. “Yes, I’m fine. The landslide occurred in a place very close to ours. The village is located on a steep slope. Stones, earth, even homes and cars have been swept away by the landslide. A large bridge was also destroyed. Fortunately, no one was hurt” says Ben. Max is relieved.

After ending the phone call with Ben, Max wants to find out from his parents how a landslide occurs.

It rings for a long time and Max is about to hang up. In the end, though, Ben answers.





Wordslide - can you fill in the blanks?

A few words slipped out from the parents' explanations on landslides. Can you place them back so Max can learn more? Use the following words in the right place. You can use each word once. Then exchange texts with your desk mate. Check if all terms were used correctly.

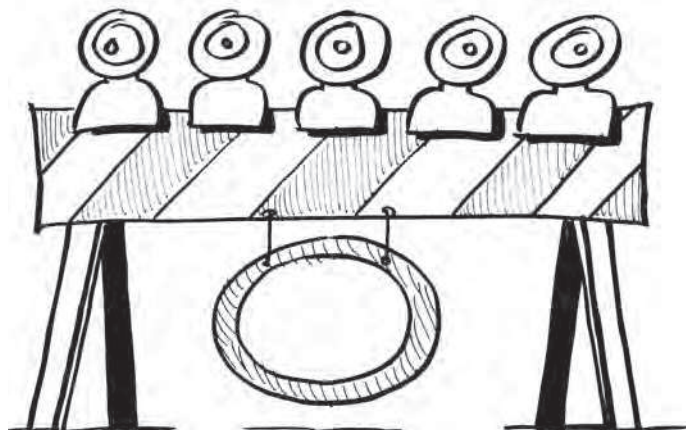
Use the following words:

muddy, water, downhill, cars, collapse, the Alps, it rains, the soil, mountain, walls, snow, Europe

Often, landslides occur when _____ much, over a longer period of time. However, landslides may also occur during spring, when _____ melts from the slopes of the mountains or steep slopes. Water penetrates _____, weakening it. Eventually, the earth gets so wet that it can no longer absorb _____.

The soil begins to slide, especially on steep slopes and on the _____. On its way _____, a severe landslide will sweep away trees or objects like tables, benches and even _____. Even whole houses can be taken away by the landslide or they can _____. Slight landslides can cause cracks in the _____ of homes or damage the windows.

In _____, landslides often occur in areas where the soil contains clay. Soil swells when it absorbs water. The earth thus becomes _____ and slippery. This can happen for example in _____. There are sometimes landslides in Rheinland.





Flocke knows ...



Experts can predict and estimate when and how much it will rain. Then, they calculate if more water will flow into the rivers. When the water rises, the rivers can flow over the banks and flood human settlements. Experts say in this case that the water level is rising. If the situation becomes too dangerous for humans, experts issue a so-called flood warning. In this case, people only have a short time to secure their homes and get to safety before the flood.





How to prepare in the event of a flood

The cards in Max's pocket got mixed. Help him sort them out. First cut out the cards. Match the images with the appropriate text. Then stick the matching pairs of cards next to each other on a sheet of paper. Who managed to match all the cards correctly?

What other situations can you think of? Draw another possible situation on the empty card, and then write an appropriate description next to it.

Dangerous liquids such as petrol, oils, detergents, pesticides and other chemicals are stored in some cellars. They must not get into the water. Therefore, they must be moved to a higher, safe and dry place.




If a family member needs medicine, that must also be taken along. Also, a first aid kit with medicines is useful.



During a flood, shopping is not possible. Therefore, it is important that there be enough food, liquids, a radio with batteries, candles and matches or a cigarette lighter in the house.

The basement and the ground floor of the house must be sealed with waterproof wooden boards, sandbags and waterproof materials. Thus, the water will not be able to get through.



Animals must also be taken to shelter, so that nothing happens to them.



Cars must be parked somewhere away from the river. Thus, cars will not be damaged and the oil or gasoline will not leak into the water.

All plugs which may come in contact with water must be unplugged. That's because water is a very good electrical conductor.





How do you behave in case of flood or landslide?

What can you do to be safe in case of flood or landslide? Why should you keep in mind so you do not put yourself or others in jeopardy? Read the following statements in this regard. Colour those you think are correct in green. Colour those you think are wrong in red. What else can you think of? Write down your observations in the thought bubbles.

How would you behave in the event of a flood or landslide? Discuss this in class. Explain your decision.

No matter how dangerous it is for me: I always help other people and animals.

I always keep calm, even in dangerous situations.

I'm not allowed to eat food like fruit and vegetables from flooded areas. Otherwise I will get sick.

A flood or landslide is thrilling. That's why I watch closely. I get as close as possible to see it well.

I don't play on flooded or damaged streets. I could fall into something, get hurt or become ill.

In the event of a flood, I go on a boat ride with my friends. It's funny.

I won't jump over the barriers and I mind the directions given by the rescue team.



Flocke's safety memory

This is part of your safety memory. There are more cards in other worksheets. You can play this memory game with your friends, siblings or even alone.

You might even play it with your parents one day and see how well they do.


*Flocke says:
"Have fun!"*



This is how it works.

1. Print out the cards on thick paper or glue them on cardboard.
2. Cut out the cards.
3. Lay them on the table face down.
4. Find those cards where image and text match together.
5. Whoever finds the most matching cards wins the game.





Prior to a flood, I remove any cables that might come into contact with the water in the socket



During the flood I cannot play or swim.



I help others in the event of a flood or landslide. I do not put myself in danger.



In the event of a flood, it is important that there be enough liquids, food, a radio with batteries, candles and matches or a cigarette lighter in the house.



I'm not allowed to eat food from flooded areas.



I do not climb over barriers in the event of a flood or landslide.
I mind the directions given by the rescue team.