

# Quaking – Module on the Topic of Earthquakes

Worksheets



Yaps  
Raising  
young people's  
awareness on  
preparedness and  
self protection



The European  
Commission provides  
funding for the project.

## Project Partners



Federal Office  
of Civil Protection and  
Disaster Assistance



AUSTRIAN RED CROSS



UNIVERSITATEA  
BABEŞ-BOLYAI

## Max and Flocke are shaken

It is afternoon. Max is working on his homework on the topic of earthquakes. He is trying to concentrate on reading a text when suddenly everything around him starts shaking. At first only a little, then stronger and stronger. Frightened, Max crawls under the table with Flocke. This is the safest thing to do – that’s what he just read. Max kneels and protects his head with his arms. Flocke also curls up tight. All of a sudden the wobbling stops.

Shortly after, Max’s mother comes running into the room: “What are you doing under the table?” “Mom, didn’t you feel the earth shaking”, asks Max frightened. His mother starts laughing. “My darling, you don’t need to be afraid. It wasn’t an earthquake, it was a large truck that drove by our house. That’s why everything was shaking”, she explains. Max now feels reassured, but is also curious: How do earthquakes actually occur?





### Wordquake - can you fill in the blanks?

Because of all the wobbling, some words in the text about earthquakes managed to slide away. Can you put them back in the right place? Use the following terms in the right place. You can only use each word once. Then swap your text with your desk mate. Check if all the words are in the right place.

Use the following words:

*temperature, aftershocks, waves, damage, continents, quake, piece, centimeter, core, deep, edges, strongest*

Earth's crust is Earth's outer layer. It does not consist of a single \_\_\_\_\_, but of seven large plates and many smaller plates. They drift atop the liquid \_\_\_\_\_ of the Earth. The large plates are called continental plates because the \_\_\_\_\_ are located on them.

Due to the high \_\_\_\_\_ in the liquid core of the Earth, the plates move about. We cannot feel this however, because the plates move only a few \_\_\_\_\_ a year. The plates rub against each other at their \_\_\_\_\_. They can thus get stuck, or move jerkily. This is followed by stronger movements, the plates \_\_\_\_\_. An earthquake occurs.

An earthquake is the \_\_\_\_\_ where the plates meet. This usually happens \_\_\_\_\_ under the Earth's surface. From there, the earthquake spread out in \_\_\_\_\_, just like when throwing a stone into the water. Strong earthquakes can cause heavy \_\_\_\_\_ to streets and houses. The first quake is often followed by weaker \_\_\_\_\_. Earthquakes occur all over the world, even in Europe.

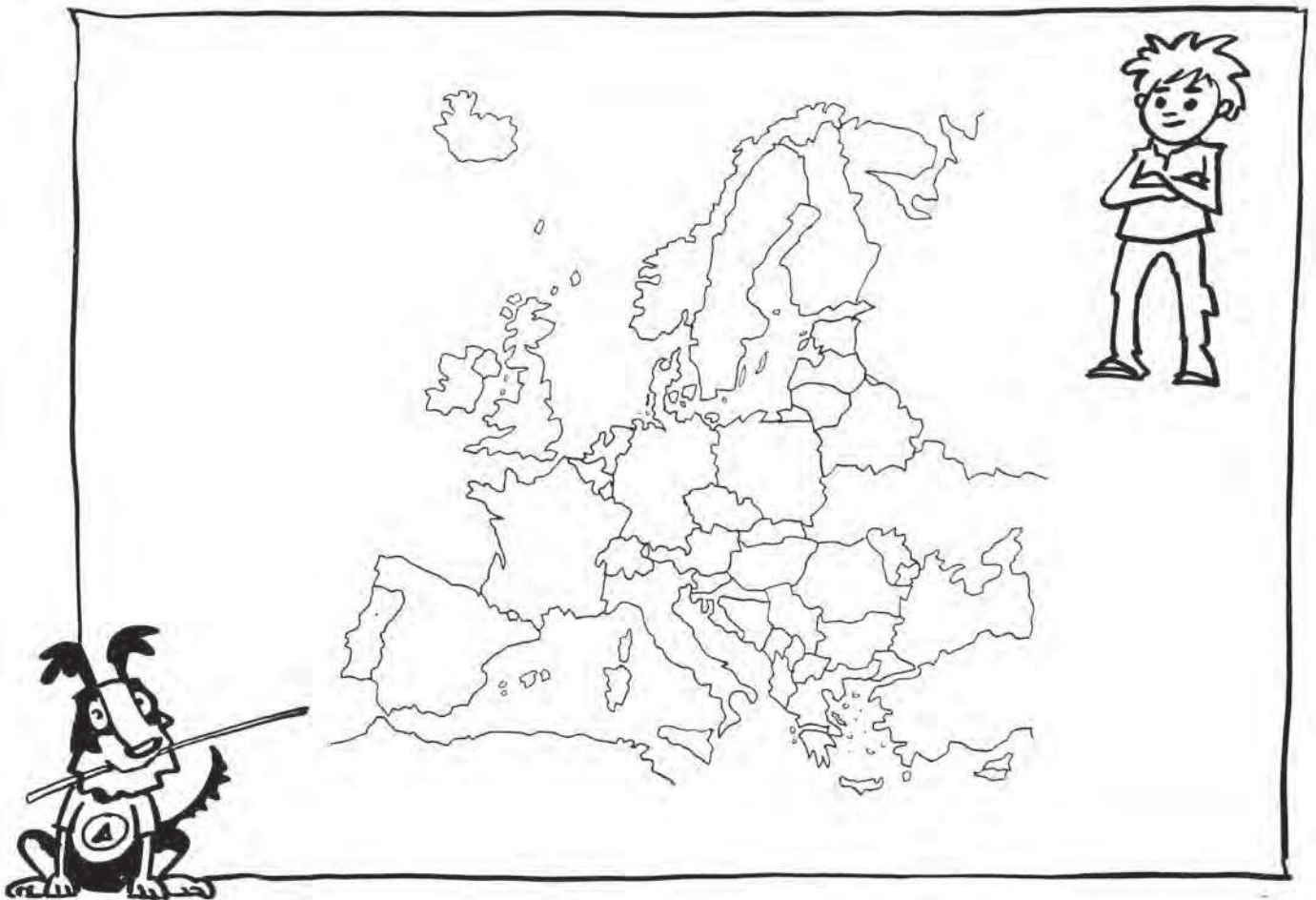


## Where do earthquakes occur in Europe?


Europe lies on a single large continental plate. There are earthquakes happening at its edges every now and then. Especially in some countries in the Alps, bordering the Mediterranean Sea or the Black Sea, the earth often shakes. These countries include Austria, Bulgaria, Croatia, Cyprus, Greece, Italy, Romania and Slovenia.



Find these countries on the map of Europe and colour them in your favourite colour. Then swap your map with your desk mate. Check if all the coloured countries are correct.



### Flocke knows ...



Also in Germany, the earth wobbles every now and then. Several hundred earthquakes are measured here every year. However, most of them are so weak that only very sensitive devices can detect them. They rarely cause damage.



### *Steady on the legs - how to behave in case of an earth-quake*

1. Help Max sort out the cards on his desk. First cut out the cards. Match the images with the text. Glue the card pairs next to each other onto a piece of paper. Then swap your paper with your desk mate. Check if all the cards are matched correctly.
2. What else comes to mind? Draw on the empty card, and write a suitable description on the card next to it. Swap ideas in the classroom.



Be prepared for an emergency, for example with an emergency backpack. Put all things inside that you might need in case of an emergency. A flashlight with batteries, longlife food supplies and warm clothing among others.

Keep away from bookshelves or other high furniture items in an earthquake. Otherwise, they could fall down on you and hurt you.



Crouch down and make yourself as small as you can. Protect your head and neck with your hands and arms.



If you are in a house when an earthquake happens, stay inside. Do not run out. Falling objects, such as roof tiles, could hurt you.




If the earthquake catches you in bed, stay there. Protect your head with a pillow. Hold firmly on to it.



First of all, keep calm and do not panic. This is the only way you can calmly decide what to do next. Besides, you will not make other people and animals nervous.

Take cover in case of an earthquake. The best place is under a table or any other heavy piece of furniture.



Stay away from windows during an earthquake. Window panes can crack, and you can get hurt because of the shards of glass.



## Flocke's word game

This is part of the word game. You can play this game with your friends or siblings. You

might even play it with your parents one day and see how well they can rewrite a word.

*Flocke says:  
"Have fun!"*



### *This is how it works:*

1. Print out the cards on thick paper or glue them on cardboard.
2. Cut out the cards.
3. Get into two groups.
4. Shuffle the cards. Deal half of the cards to group no. 1 and the other half to group no.2. Take a look at the first card.
5. Try to explain to the other players on your team the term written on the upper part of the card. Your team will have to guess the word and name it.
6. Careful: you cannot use the words underneath the term that has to be guessed.
7. For fairplay, a member of the other team can have a look and check.
8. You have one minute to explain as many terms as possible.
9. Now it's group no. 2's turn to start with a card.
10. The winner is whoever guesses the most terms by the end of the game.



<p><b>Earthquake</b></p> <ul style="list-style-type: none"> <li>• ground</li> <li>• to shake</li> <li>• to move</li> </ul>	<p><b>Calm</b></p> <ul style="list-style-type: none"> <li>• relaxed</li> <li>• quiet</li> <li>• not afraid</li> </ul>
<p><b>Continent</b></p> <ul style="list-style-type: none"> <li>• Europe</li> <li>• Earth</li> <li>• Australia</li> </ul>	<p><b>Flashlight</b></p> <ul style="list-style-type: none"> <li>• light</li> <li>• battery</li> <li>• to shine</li> </ul>
<p><b>Ground</b></p> <ul style="list-style-type: none"> <li>• Earth</li> <li>• to stand</li> <li>• to walk</li> </ul>	<p><b>Europe</b></p> <ul style="list-style-type: none"> <li>• continent</li> <li>• Germany</li> <li>• Earth</li> </ul>
<p><b>Shelter</b></p> <ul style="list-style-type: none"> <li>• help</li> <li>• safety</li> <li>• careful</li> </ul>	<p><b>Emergency</b></p> <ul style="list-style-type: none"> <li>• help</li> <li>• fire brigade</li> <li>• police</li> </ul>
<p><b>Wobble</b></p> <ul style="list-style-type: none"> <li>• earthquake</li> <li>• ground</li> <li>• rocking</li> </ul>	<p><b>Furniture</b></p> <ul style="list-style-type: none"> <li>• table</li> <li>• bed</li> <li>• chair</li> </ul>
<p><b>Panic</b></p> <ul style="list-style-type: none"> <li>• fear</li> <li>• anxious</li> <li>• help</li> </ul>	<p><b>Injury</b></p> <ul style="list-style-type: none"> <li>• pain</li> <li>• blood</li> <li>• ambulance</li> </ul>